



## CSAJ Students Census 2011

### 2011 年度在日カンボジア留学生協会学生調査

CSAJ is highly proud and has great honor to publicize the result of Cambodian Students census 2011. The wonderful achievement is resulted from good cooperation from all Cambodian students in Japan and especially our active regional representatives in Japan. Therefore, CSAJ would like to express our deepest thankfulness to those who have spent their invaluable time in answering our survey.

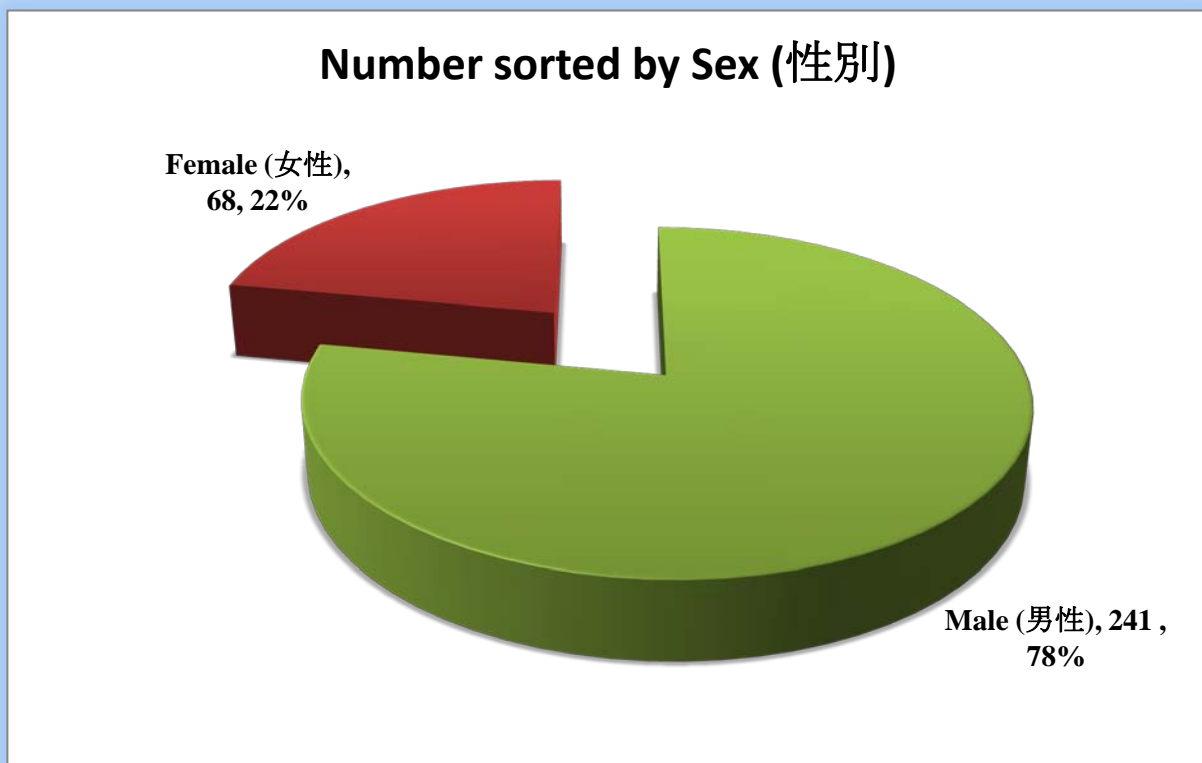
Finally, we are fully aware that the result is not yet perfect and we would appreciate very much if you could provide us ideas or further information through [committee@csaj-khmer.org](mailto:committee@csaj-khmer.org).

December 18, 2011

CSAJ Committee

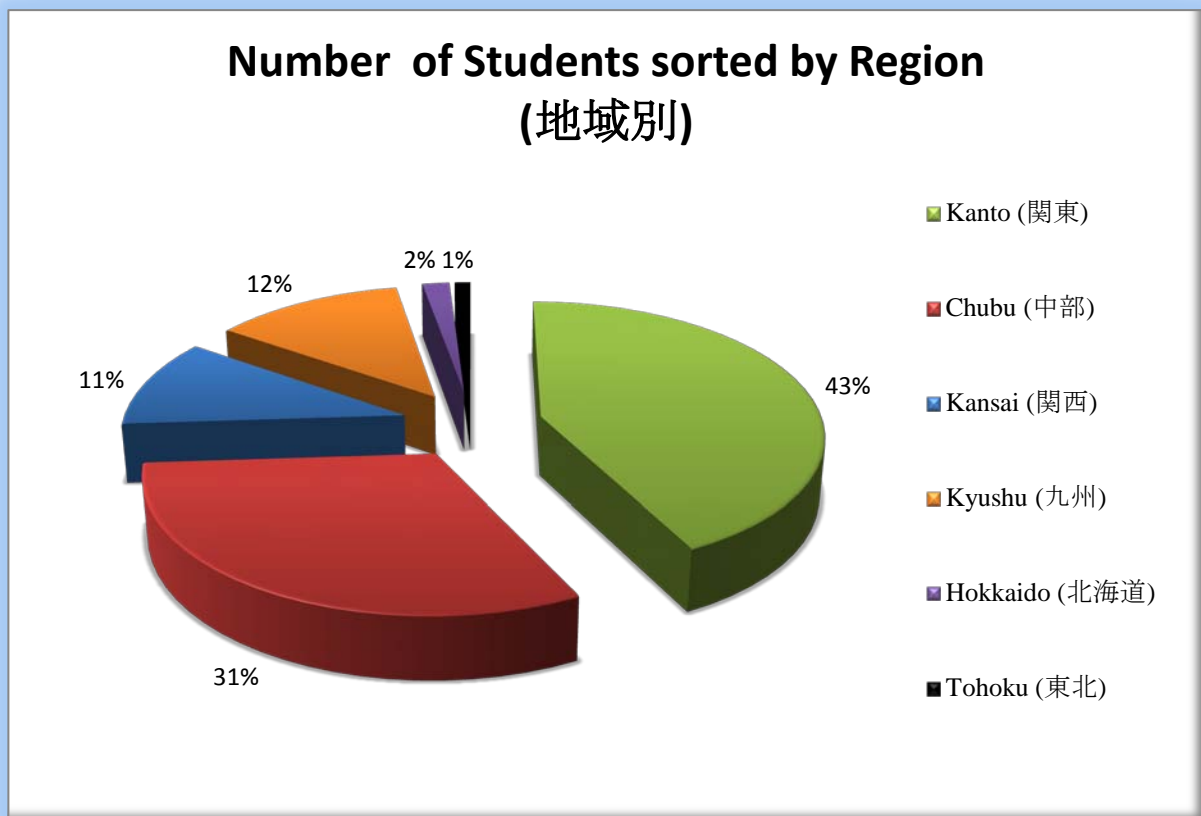
### 1. Number of Students sorted by Sex

Sex (性別)	Number (人数)	Percentage (割合)
Male (男性)	241	77.99%
Female (女性)	68	22.01%
<b>Total (合計)</b>	<b>309</b>	<b>100%</b>



## 2. Number of Students sorted by Region (地域別)

No.	Region 地方	Number (人数)	Percentage (割合)
1	Kanto (関東)	167	54.05%
2	Chubu (中部)	62	20.06%
3	Kansai (関西)	25	8.09%
4	Kyushu (九州)	47	15.21%
5	Hokkaido (北海道)	5	1.62%
6	Tohoku (東北)	3	0.97%
<b>Total (合計)</b>		<b>309</b>	<b>100%</b>





### 3. Number of Student sorted by Prefecture

No.	Prefecture 都道府県	Number (人数)	Percentage (割合)
1	Tokyo 東京	113	36.57%
2	Aichi 愛知	51	16.50%
3	Kanagawa 神奈川	24	7.77%
4	Hiroshima 広島	23	7.44%
5	Fukuoka 福岡	12	3.88%
6	Oita 大分	11	3.56%
7	Niigata 新潟	11	3.56%
8	Kyoto 京都	10	3.24%
9	Hyogo 兵庫	9	2.91%
10	Ibaraki 茨城	8	2.59%
11	Chiba 千葉	7	2.27%
12	Gunma 群馬	6	1.94%
13	Hokkaido 北海道	5	1.62%
14	Saitama 埼玉	5	1.62%
15	Osaka 大阪	5	1.62%
16	Tochigi 栃木	4	1.29%
17	Yamagata 山形	2	0.65%
18	Miyagi 宮城	1	0.32%
19	Okayama 岡山	1	0.32%
20	Yamaguchi 山口	1	0.32%
	<b>Total 合計</b>	<b>309</b>	<b>100%</b>



#### 4. Number of Students sorted by School (学校名)

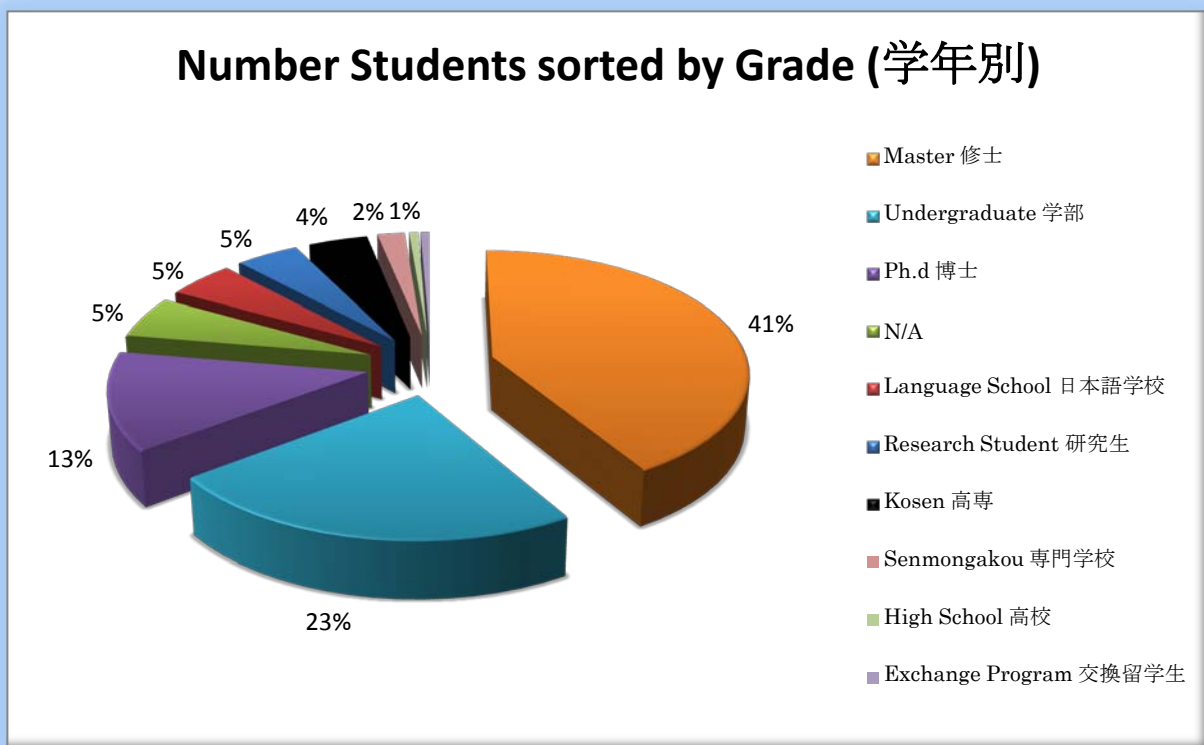
No.	School Name 学校名	Number	Percentage
1	Nagoya University	48	15.53%
2	Hiroshima University	23	7.44%
3	Waseda University	18	5.83%
4	Kyushu University	13	4.21%
5	International University of Japan	12	3.88%
6	Tokyo University	11	3.56%
7	Tokyo Japanese Language Education Center	11	3.56%
8	Kobe University	10	3.24%
9	Asia University	10	3.24%
10	N/A	10	3.24%
11	National Defense Academy of Japan	9	2.91%
12	Polytechnic University	9	2.91%
13	Ritsumeikan APU	8	2.59%
14	Tokyo Institute of Technology	8	2.59%
15	Digital Hollywood University	6	1.94%
16	Shinjukukokusairyugakuing	6	1.94%
17	Tsukuba University	5	1.62%
18	Tokyo University of Foreign Studies	5	1.62%
19	Utsunomiya University	5	1.62%
20	GRIPS	4	1.29%
21	Gunma University	4	1.29%
22	Kyoto University	4	1.29%
23	Hokkaido University	4	1.29%
24	Toyohashi University of Technology	3	0.97%
25	Meiji University	3	0.97%
26	Nihon University	3	0.97%
27	Osaka University	3	0.97%
28	Ritsumeikan University	3	0.97%
29	Hitotsubashi University	2	0.65%
30	Yokohama National University	2	0.65%
31	Tokyo Medical and Dental University	2	0.65%
32	Kushiro kosen	2	0.65%
33	Kyoto University of Education	2	0.65%
34	Sophia University	2	0.65%
35	Takushoku University	2	0.65%
36	Tohoku University	2	0.65%
37	University of Electro-Communication	2	0.65%
38	Yomiuri Rikou Tokyo Gakuin	2	0.65%
39	Tokyo International University	2	0.65%



40	Bunka Institute of Language	1	0.32%
41	Chiba Shouka Daigaku	1	0.32%
42	Chiba university	1	0.32%
43	Fuchu Higashi High School	1	0.32%
44	Gunma Kosen	1	0.32%
45	Gunmakenritsu ChuokoutouGakou	1	0.32%
46	Hakodate kosen	1	0.32%
47	International University of Health and Welfare	1	0.32%
48	Kaetsu University	1	0.32%
49	Kagoshima College of technology	1	0.32%
50	Kokushikan Univeristy	1	0.32%
51	Kumamoto University	1	0.32%
52	Meikai University	1	0.32%
53	Nihon Keizai Daigaku	1	0.32%
54	Nippon Engineering College	1	0.32%
55	Okayama Prefectural University	1	0.32%
56	Osaka Electronics College	1	0.32%
57	JGSDF Staff College	1	0.32%
58	Ryukoku University	1	0.32%
59	Sano University	1	0.32%
60	Tohoku Gaigo Kanko Senmon Gakko	1	0.32%
61	Tokuyama	1	0.32%
62	Tokyo Keizai Daigaku	1	0.32%
63	Tokyo Rissho Junior College	1	0.32%
64	Tsuruoka National College of Technology	1	0.32%
65	United Nations University	1	0.32%
66	University of Hyogo	1	0.32%
67	Yonago Kousen	1	0.32%
68	Tokyo Nougyo Daigaku	1	0.32%
<b>Total 合計</b>		<b>309</b>	<b>100%</b>

### 5. Number of students sorted by Grade (学年別)

No.	Grade 学年	Number	Percentage
1	Master 修士	128	41.42%
2	Undergraduate 学部	72	23.30%
3	Ph.d 博士	40	12.94%
4	N/A	17	5.50%
5	Language School 日本語学校	15	4.85%
6	Research Student 研究生	14	4.53%
7	Kosen 高専	13	4.21%
8	Senmongakou 専門学校	6	1.94%
9	High School 高校	2	0.65%
10	Exchange Program 交換留学生	2	0.65%
<b>Total(合計)</b>		<b>309</b>	<b>100%</b>





## 6. Number of Students sorted by Scholarship Type (奨学金別)

No.	Type of Scholarship 奨学金	Number	Percentage
1	Monbusho 文部省	105	33.98%
2	JDS	50	16.18%
3	Self-financed 私費	39	12.62%
4	Yomiuri Shinbun 読売新聞	28	9.06%
5	N/A	21	6.80%
6	JICA	16	5.18%
7	Japan Self-defence Force 自衛隊	10	3.24%
8	Koseiroudoushou 厚生労働省	9	2.91%
9	ADB	4	1.29%
10	ASJA	4	1.29%
11	JASSO	2	0.65%
12	YLP	2	0.65%
13	JSPS	2	0.65%
14	Nitori	2	0.65%
15	Heiwa Nakajima 平和中島	2	0.65%
16	IMF	1	0.32%
17	Ito	1	0.32%
18	Aichi Prefecture Scholarship	1	0.32%
19	AUN/SEED-Net funded by JICA	1	0.32%
20	Kamenori かめのり	1	0.32%
21	KMMF (The Konosuke Matsushita Memorial Foundation)	1	0.32%
22	Meitetsu	1	0.32%
23	MUFJ	1	0.32%
24	Sagawa 佐川	1	0.32%
25	Sojitsu 双日	1	0.32%
26	Tokyu 東急	1	0.32%
27	UNU	1	0.32%
28	Docomo ドコモ	1	0.32%
29	ERIA	0	0.00%
30	Grips Fellowship	0	0.00%
31	Lotery	0	0.00%
32	Tsuji Asia 辻アジア	0	0.00%
	<b>Total(合計)</b>	<b>309</b>	<b>100%</b>





## Number students sorted by Scholarship type (奨学金別)

