



## CSAJ Students Census 2010

### 2010 年度在日カンボジア留学生協会学生調査

CSAJ is highly proud to be able to publicize the result of the students census 2010. This ambitious attempt cannot be completed without cooperation from our active regional representative and all Cambodian students around Japan.

We would like to express our deepest thank to those who spend their invaluable time fill in the survey.

We are fully aware that this result is not perfect and we would appreciate very much if you could provide us ideas or further information through:

[committee@csaj-khmer.org](mailto:committee@csaj-khmer.org)

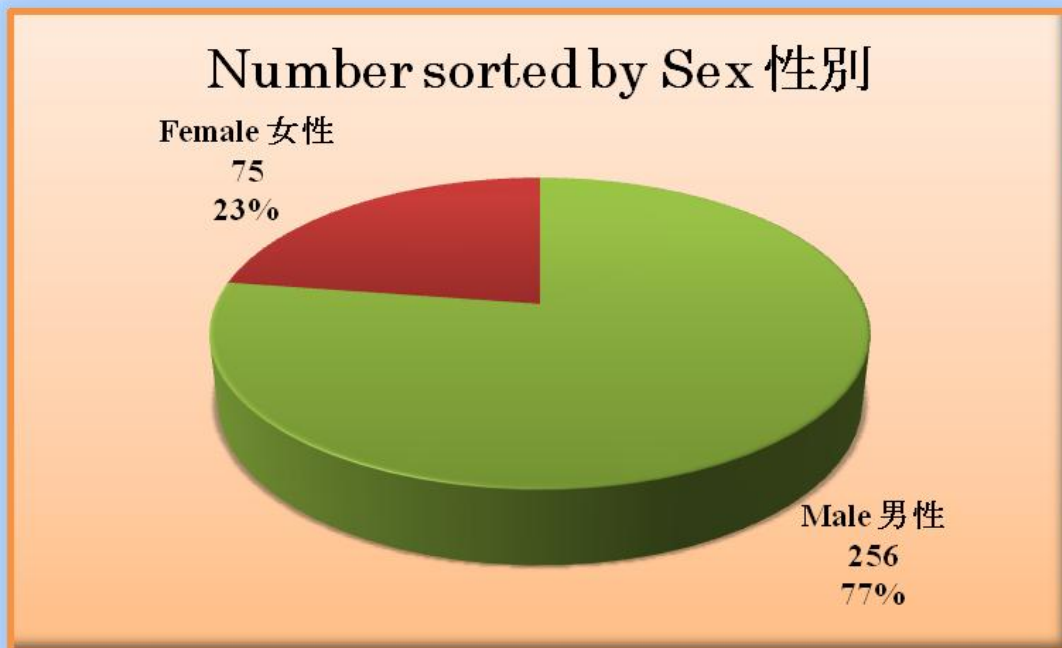
Dec. 10<sup>th</sup> 2010  
CSAJ Committee

Copyright © 2010 by Cambodian Students Association in Japan (CSAJ)

All Rights Reserved

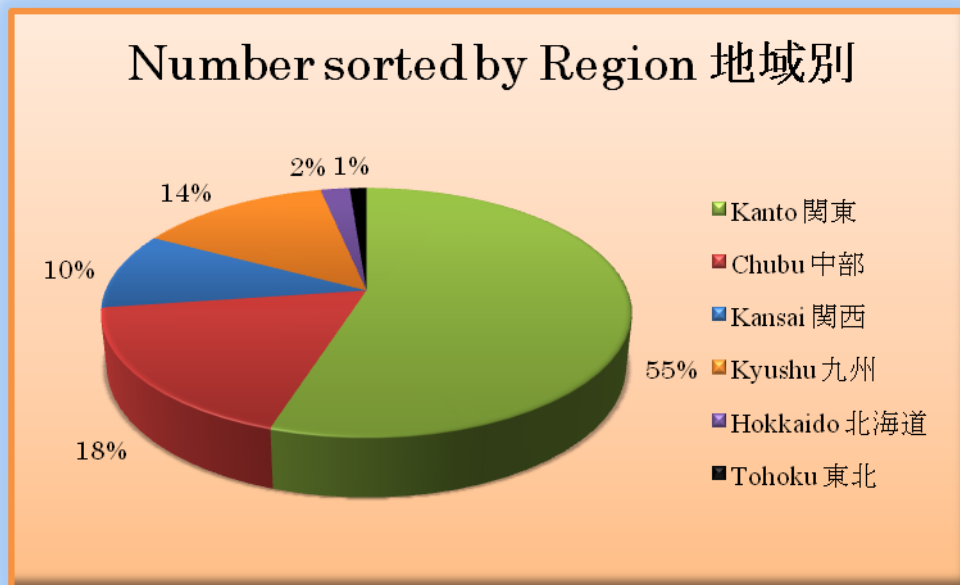
I. Number sorted by sex 性別

| Sex 性別    | Number | Percentage |
|-----------|--------|------------|
| Male 男性   | 256    | 77.34%     |
| Female 女性 | 75     | 22.66%     |
| Total 合計  | 331    | 100%       |



## II. Number of students sorted area 地域別

| No | Region 地方                 | Number 人数 | Percentage 割合 |
|----|---------------------------|-----------|---------------|
| 1  | Kanto 関東 <sup>1</sup>     | 182       | 54.98%        |
| 2  | Chubu 中部 <sup>2</sup>     | 59        | 17.82%        |
| 3  | Kansai 関西 <sup>3</sup>    | 33        | 9.97%         |
| 4  | Kyushu 九州 <sup>4</sup>    | 46        | 13.90%        |
| 5  | Hokkaido 北海道 <sup>5</sup> | 7         | 2.11%         |
| 6  | Tohoku 東北 <sup>6</sup>    | 4         | 1.21%         |
|    | Total 合計                  | 331       | 100%          |



<sup>1</sup> **Kanto 関東** : Ibaraki 茨城、Tochigi 栃木、Gunma 群馬、Saitama 埼玉、Chiba 千葉、Tokyo 東京、Kanagawa 神奈川

<sup>2</sup> **Chubu 中部** : Aichi 愛知、Niigata 新潟、Yamanashi 山梨、Nagano 長野、Gifu 岐阜県、Toyoma 富山、Ishikawa 石川、Shizuoka 静岡

<sup>3</sup> **Kansai 関西** : Osaka 大阪、Hyogo 兵庫、Kyoto 京都、Nara 奈良、Mie 三重、Fukui 福井、Shiga 滋賀、Wakayama 和歌山、Tokushima 徳島、Tottori 鳥取、Okayama 岡山

<sup>4</sup> **Kyushu 九州** : Hiroshima 広島、Fukuoka 福岡、Saga 佐賀、Nagano 長崎、Kumamoto 熊本、Oita 大分、Miyazaki 宮崎、Kagoshima 鹿児島

<sup>5</sup> **Hokkaido 北海道** : Hokkaido 北海道

<sup>6</sup> **Tohoku 東北** : Aomori 青森、Iwate 岩手、Miyagi 宮城、Akita 秋田、Yamagata 山形、Fukushima 福島



### III. Number sorted by Prefecture 都道府県別

| No. | Prefecture 都道府県 | Number | Percentage |
|-----|-----------------|--------|------------|
| 1   | Tokyo 東京        | 126    | 38.07%     |
| 2   | Aichi 愛知        | 49     | 14.80%     |
| 3   | Kanagawa 神奈川    | 24     | 7.25%      |
| 4   | Hiroshima 広島    | 22     | 6.65%      |
| 5   | Hyogo 兵庫        | 14     | 4.23%      |
| 6   | Kyoto 京都        | 11     | 3.32%      |
| 7   | Oita 大分         | 11     | 3.32%      |
| 8   | Fukuoka 福岡      | 10     | 3.02%      |
| 9   | Niigata 新潟      | 10     | 3.02%      |
| 10  | Chiba 千葉        | 7      | 2.11%      |
| 11  | Gunma 群馬        | 7      | 2.11%      |
| 12  | Hokkaido 北海道    | 7      | 2.11%      |
| 13  | Ibaraki 茨城      | 7      | 2.11%      |
| 14  | Saitama 埼玉      | 6      | 1.81%      |
| 15  | Osaka 大阪        | 6      | 1.81%      |
| 16  | Tochigi 栃木      | 5      | 1.51%      |
| 17  | Miyagi 宮城       | 3      | 0.91%      |
| 18  | Kagoshima 鹿児島   | 1      | 0.30%      |
| 19  | Kumamoto 熊本     | 1      | 0.30%      |
| 20  | Okayama 岡山      | 1      | 0.30%      |
| 21  | Tottori 鳥取      | 1      | 0.30%      |
| 22  | Yamagata 山形     | 1      | 0.30%      |
| 23  | Yamaguchi 山口    | 1      | 0.30%      |
|     | Total 合計        | 331    | 100%       |



#### IV. Number sorted by school 学校別

| No | School Name 学校名   | Number | Percentage |
|----|---|--------|------------|
| 1  | Nagoya University 名古屋大学                                 | 43     | 12.99%     |
| 2  | Hiroshima University 広島大学                               | 22     | 6.65%      |
| 3  | Waseda University 早稲田大学                                 | 21     | 6.34%      |
| 4  | Kobe University 神戸大学                                    | 13     | 3.93%      |
| 5  | Ritsumeikan APU 立命館アジア太平洋大学                             | 11     | 3.32%      |
| 6  | International University of Japan 国際大学                  | 10     | 3.02%      |
| 7  | Kyushu University 九州大学                                  | 10     | 3.02%      |
| 8  | Asia University アジア大学                                   | 10     | 3.02%      |
| 9  | GRIPS 政策研究大学院大学   | 9      | 2.72%      |
| 10 | National Defense Academy of Japan 防衛大学校                 | 9      | 2.72%      |
| 11 | Polytechnic University 職業能力開発総合大学                       | 9      | 2.72%      |
| 12 | Tokyo Institute of Technology 東京工業大学                    | 8      | 2.42%      |
| 13 | Hitotsubashi University 一橋大学                            | 7      | 2.11%      |
| 14 | Tokyo University 東京大学                                   | 7      | 2.11%      |
| 15 | Tsukuba University 筑波大学                                 | 7      | 2.11%      |
| 16 | Digital Hollywood University デジタルハリウッド大学                | 6      | 1.81%      |
| 17 | Shinjukukokusairyugakuing 新宿国際留学院                       | 6      | 1.81%      |
| 18 | Tokyo Japanese Language Center                          | 6      | 1.81%      |
| 19 | Tokyo Japanese Language Education Center<br>東京日本語教育センター | 6      | 1.81%      |
| 20 | Toyohashi University of Technology<br>豊橋技術科学大学          | 6      | 1.81%      |
| 21 | Gunma University 群馬大学                                   | 5      | 1.51%      |
| 22 | Kyoto University 京都大学                                   | 5      | 1.51%      |
| 23 | Tokyo University of Foreign Studies 東京外国語大学             | 5      | 1.51%      |
| 24 | Utsunomiya University 宇都宮大学                             | 5      | 1.51%      |
| 25 | Hokkaido University 北海道大学                               | 4      | 1.21%      |
| 26 | Meiji University 明治大学                                   | 4      | 1.21%      |
| 27 | Yokohama National University 横浜国立大学                     | 4      | 1.21%      |
| 28 | Nihon University 日本大学                                   | 3      | 0.91%      |
| 29 | Osaka University 大阪大学                                   | 3      | 0.91%      |
| 30 | Ritsumeikan University 立命館大学                            | 3      | 0.91%      |

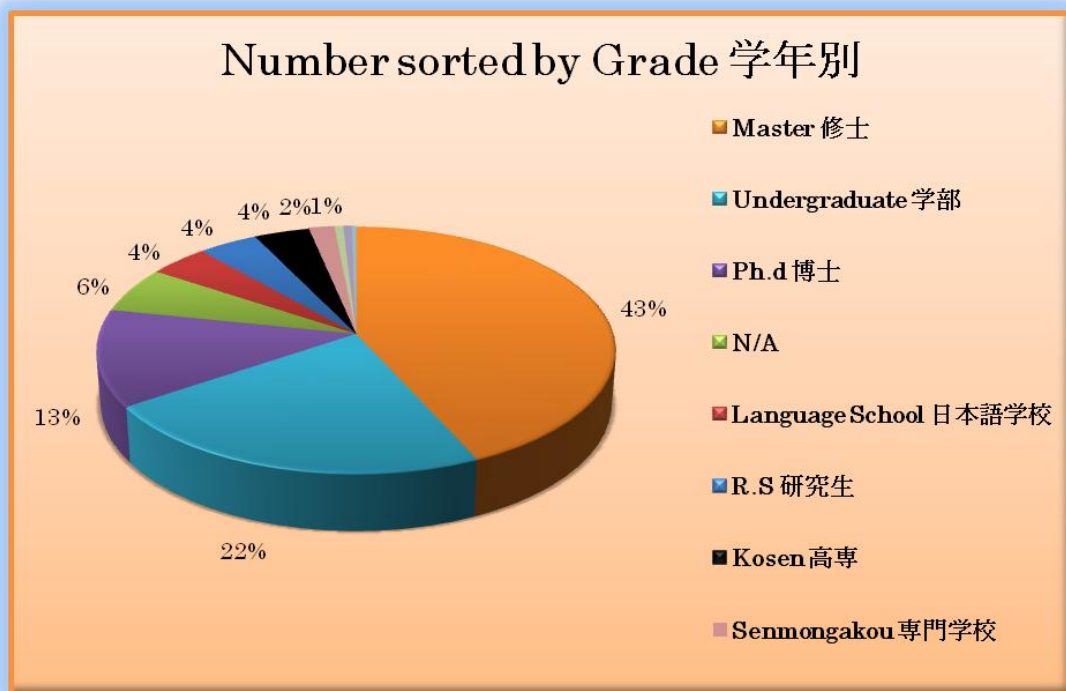
|    |   |   |       |
|----|---|---|-------|
| 31 | Tokyo Medical and Dental University<br>東京医科歯科大学             | 3 | 0.91% |
| 32 | Tokyo University of Agriculture and Technology<br>東京農工大学    | 3 | 0.91% |
| 33 | Kushiro kosen 釧路高専  | 2 | 0.60% |
| 34 | Kyoto University of Education 京都教育大学                        | 2 | 0.60% |
| 35 | Sophia University 上智大学                                      | 2 | 0.60% |
| 36 | Takushoku University 拓殖大学                                   | 2 | 0.60% |
| 37 | Tohoku University 東北大学                                      | 2 | 0.60% |
| 38 | Toyo University 東洋大学  | 2 | 0.60% |
| 39 | University of Electro-Communication 電気通信大学                  | 2 | 0.60% |
| 40 | Yomiuri Rikou Tokyo Gakuin 読売理工学院                           | 2 | 0.60% |
| 41 | Bunka Institute of Language 文化外国語専門学校                       | 1 | 0.30% |
| 42 | Chiba Shouka Daigaku 千葉商科大学                                 | 1 | 0.30% |
| 43 | Chiba university 千葉大学                                       | 1 | 0.30% |
| 44 | Fuchu Higashi High School 府中東高等学校                           | 1 | 0.30% |
| 45 | Gunma Kosen 群馬高専  | 1 | 0.30% |
| 46 | Gunmakenritsu ChuokoutouGakou<br>群馬県立中央高等学校                 | 1 | 0.30% |
| 47 | Hakodate kosen 函館工業高等専門学校                                   | 1 | 0.30% |
| 48 | International University of Health and Wealfare<br>国際医療福祉大学 | 1 | 0.30% |
| 49 | Kaetsu University 嘉悦大学                                      | 1 | 0.30% |
| 50 | Kagoshima College of technology 鹿児島工業高専                     | 1 | 0.30% |
| 51 | Kokushikan Univeristy 国士舘大学                                 | 1 | 0.30% |
| 52 | Kumamoto University 熊本大学                                    | 1 | 0.30% |
| 53 | Meikai University 明海大学                                      | 1 | 0.30% |
| 54 | Nihon Keizai Daigaku 日本経済大学                                 | 1 | 0.30% |
| 55 | Nippon Engineering College 日本工学院                            | 1 | 0.30% |
| 56 | Okayama Prefectural University 岡山県立大学                       | 1 | 0.30% |
| 57 | Osaka Electronics College 大阪電子専門学校                          | 1 | 0.30% |
| 58 | JGSDF Staff College 陸上自衛隊幹部学校                               | 1 | 0.30% |
| 59 | Ryukoku University 龍谷大学                                     | 1 | 0.30% |
| 60 | Sano University 佐野大学  | 1 | 0.30% |
| 61 | Tohoku Gaigo Kanko Senmon Gakko                             | 1 | 0.30% |



|    |   |     |       |
|----|---|-----|-------|
|    | 東北外語観光専門学校  |     |       |
| 62 | Tokuyama 徳山大学   | 1   | 0.30% |
| 63 | Tokyo International University 東京国際大学                 | 2   | 0.60% |
| 64 | Tokyo Keizai Daigaku 東京経済大学                           | 1   | 0.30% |
| 65 | Tokyo University of Agriculture 東京農業大学                | 1   | 0.30% |
| 66 | Tokyo Rissho Junior College 東京立正短期大学                  | 1   | 0.30% |
| 67 | Tsuruoka National College of Technology<br>鶴岡工業高等専門学校 | 1   | 0.30% |
| 68 | United Nations University 国際連合大学                      | 1   | 0.30% |
| 69 | University of Hyogo 兵庫大学                              | 1   | 0.30% |
| 70 | Yonago Kousen 米子高専                                    | 1   | 0.31% |
| 71 | N/A   | 11  | 3.43% |
|    | Total 合計  | 331 | 100%  |

### V. Number sorted by grade 学年別

| No.      | Grade 学年               | Number | Percentage |
|----------|------------------------|--------|------------|
| 1        | Master 修士              | 143    | 43.20%     |
| 2        | Undergraduate 学部       | 74     | 22.36%     |
| 3        | Ph.d 博士                | 42     | 12.69%     |
| 4        | Language School 日本語学校  | 14     | 4.23%      |
| 5        | R.S 研究生                | 14     | 4.23%      |
| 6        | Kosen 高専               | 13     | 3.93%      |
| 7        | Senmongakou 専門学校       | 6      | 1.81%      |
| 8        | High School 高校         | 2      | 0.60%      |
| 9        | Exchange Program 交換留学生 | 2      | 0.60%      |
| 10       | Post Doctoral 博士研究員    | 1      | 0.30%      |
| 11       | N/A                    | 20     | 6.04%      |
| Total 合計 |                        | 331    | 100%       |

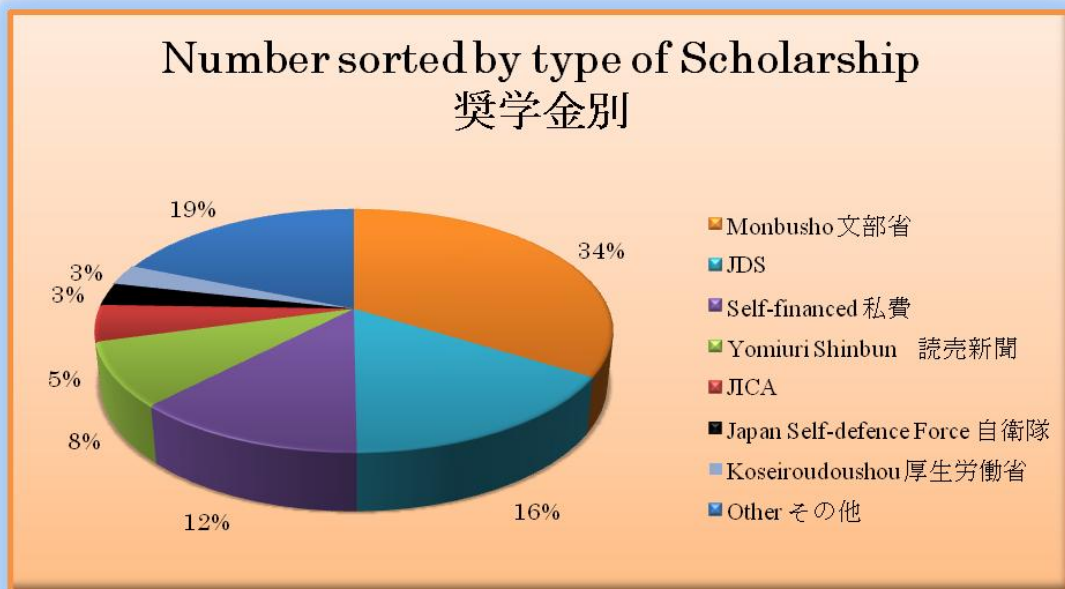




## VI. Number sorted by type of scholarship 奨学金別

| No. | Type of Scholarship 奨学金                      | Number | Percentage |
|-----|--|--------|------------|
| 1   | Monbusho 文部省                                 | 112    | 33.84%     |
| 2   | JDS  | 53     | 16.01%     |
| 3   | Self-financed 私費                             | 41     | 12.39%     |
| 4   | Yomiuri Shinbun 読売新聞                         | 28     | 8.46%      |
| 5   | JICA   | 16     | 4.83%      |
| 6   | Japan Self-defence Force 自衛隊                 | 10     | 3.02%      |
| 7   | Koseiroudoushou 厚生労働省                        | 9      | 2.72%      |
| 8   | ADB  | 4      | 1.21%      |
| 9   | ASJA   | 4      | 1.21%      |
| 10  | IMF  | 4      | 1.21%      |
| 11  | JASSO  | 4      | 1.21%      |
| 12  | YLP  | 3      | 0.91%      |
| 13  | Ito  | 2      | 0.60%      |
| 14  | JSPS   | 2      | 0.60%      |
| 15  | Nitori                                       | 2      | 0.60%      |
| 16  | Aichi Prefecture Scholarship                 | 1      | 0.30%      |
| 17  | AUN/SEED-Net funded by JICA                  | 1      | 0.30%      |
| 18  | ERIA   | 1      | 0.30%      |
| 19  | Grips Fellowship                             | 1      | 0.30%      |
| 20  | Heiwa Nakajima 平和中島                          | 1      | 0.30%      |
| 21  | Kamenori かめのり                                | 1      | 0.30%      |
| 22  | The Konosuke Matsushita Memorial Foundation) | 1      | 0.30%      |
| 23  | Lotery                                       | 1      | 0.30%      |
| 24  | Meitetsu                                     | 1      | 0.30%      |
| 25  | MUFJ   | 1      | 0.30%      |
| 26  | Sagawa 佐川                                    | 1      | 0.30%      |
| 27  | Sojitsu 双日                                   | 1      | 0.30%      |
| 28  | Tokyu 東急                                     | 1      | 0.30%      |
| 29  | UNU  | 1      | 0.30%      |
| 30  | Tsuji Asia 辻アジア                              | 1      | 0.30%      |
| 31  | Docomo ドコモ                                   | 1      | 0.30%      |

|          |     |     |       |
|----------|-----|-----|-------|
| 32       | N/A | 21  | 6.34% |
| Total 合計 |     | 331 | 100%  |





## CSAJ COMMITTEE MEMBERS 2010

### CSAJ Standing Committee

1. **Ms. Heng Sopha** President
2. **Ms. Leang Sokhom** Sub-Chairman
3. **Ms. Chim Solyda** Sub-Chairman
4. **Mr. Chea Vitom** Sub-Chairman

### CSAJ Executive Committee

1. **Ms. Heng Sopha** President
2. **Mr. So Yada** Vice-President
3. **Mr. Leng Vandy** General Secretary
4. **Ms. Aing Heak** Tohoku Regional Coordinator
5. **Mr. Hak Pheara** Academic Officer
6. **Mr. Nom Bunnartih** Student Support Officer
7. **Ms. Saran Sopha** Public Relation Officer
8. **Ms. Som Chanthida** Protocol Officer
9. **Mr. Eath Chansokphea** Financial Officer
10. **Mr. Peng Minea** Internal Auditor
11. **Ms. In Chan Borey** Cultural Officer
12. **Mr. Ny Sokhour** IT Officer
13. **Mr. Yem Vibol** IT Officer
14. **Mr. Kruey Vanna** IT Officer
15. **Mr. Chhun Chamrong** Press Officer

Dec. 10<sup>th</sup>, 2010  
By: Mr. HAK Pheara  
CSAJ Committee